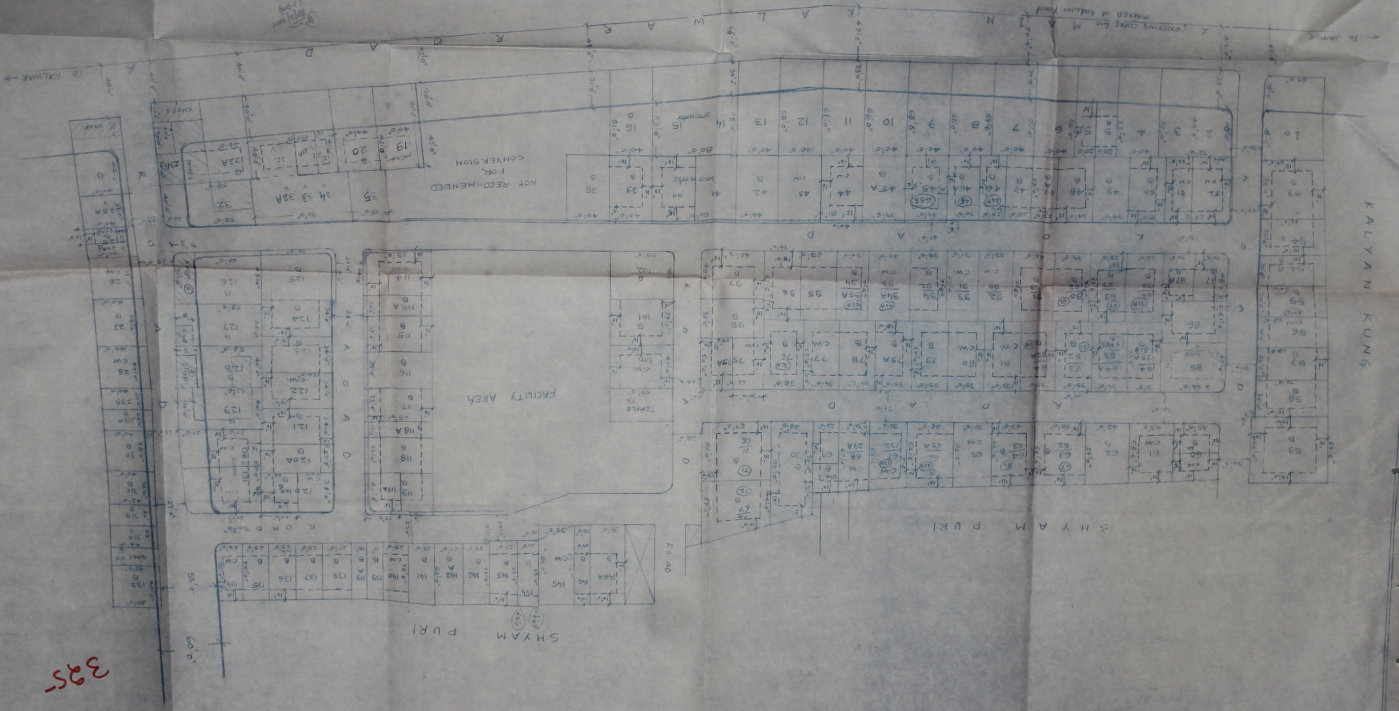


AREA ANALYSIS
 REFERENCE 50 YDS
 1 PLOT AREA 35864 +
 2 ROAD AREA 19957.6
 3 FACILITY 4000 +
 TOTAL AREA 59822 +
 100.00

REVISED LAYOUT PLAN OF AMBARIAN OF
 GULAN BADI SHYAM N.S.S. ON KALINGA ROAD
 JHUMNA - SHARDA
 JEN
 A.T.
 D.C. B.



325




182B

REVISED LAYOUT PLAN OF ANANDPUR OF
 CLUB BADI BHAWAN N.S. CLUB ON KALWAR ROAD
 JHODPURA, JAIPUR
 M.P. 11/11/1971
 J.E.M.

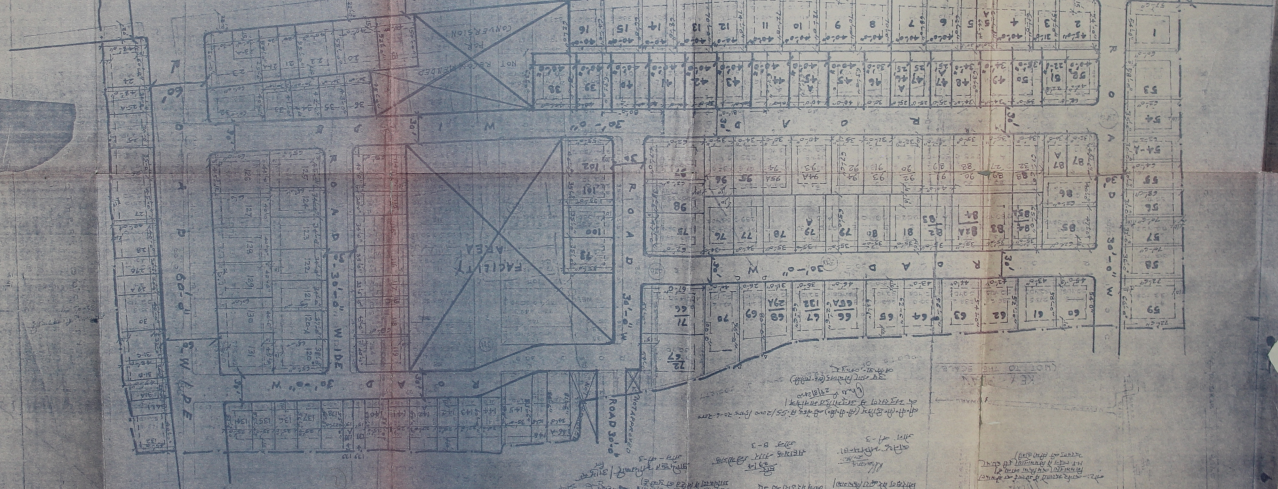
AREA ANALYSIS

REFERENCE	56 YDS.	%
1. PLOT AREA	29864 +	53.36
2. ROAD AREA	19957.6	33.36
3. FACILITY	4000 +	6.68
TOTAL AREA	59822 +	100.00



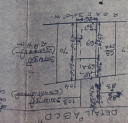
324

REVISED LAY-OUT PLAN OF AWADHPURI OF GULAB BADI BHAWAN
 SAMITI LTD ON KALWAR ROAD JHOTWARA JAIPUR
 MAIN ROAD
 TO KALWAR
 TO JAIPUR



AREA ANALYTICS

REFERENCE	59 YDS
1 PLOT AREA	35844 sq ft
2 ROAD AREA	19317 sq ft
3 FACILITY	4000 sq ft
TOTAL AREA	59261 sq ft
No of PLOTS	157



195

64