
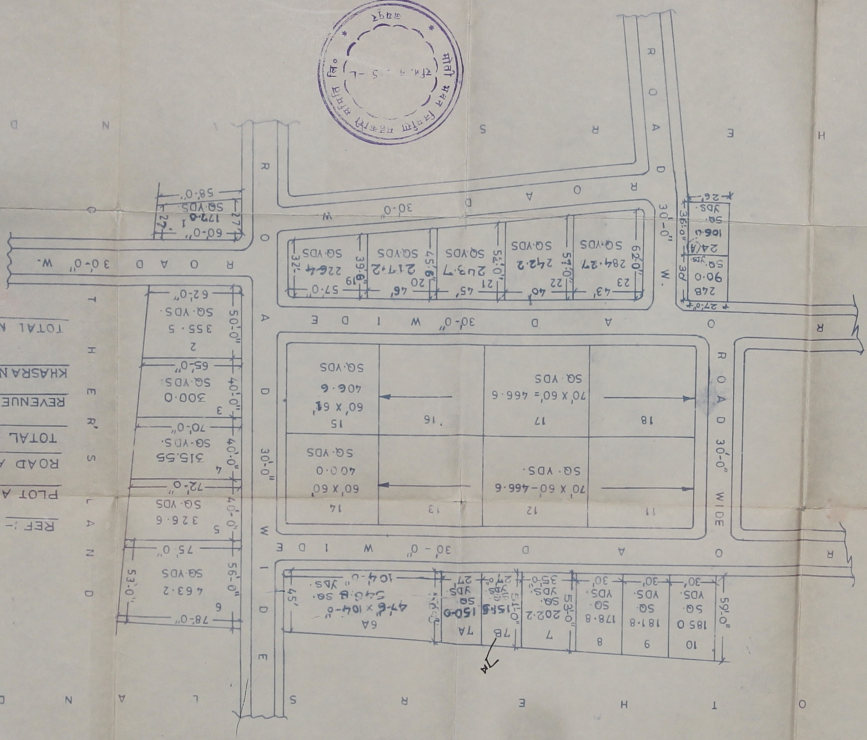
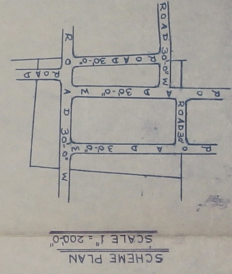


**PROPOSED LAY-OUT PLAN OF SCHEME NO-12C  
UNDER MOTI BHAWAN NIRMAN SAHAKARI SAMITILTD.  
KALWAR ROAD, -JAIPUR -12**

REGISTRATION NO.-2555/L

SCALE - 50 FEET = 1 INCH



REF. L  
5  
3.26.6  
4.0'-0"-0"  
5A YDS

6  
78'-0"  
53'-0"

7  
75'-0"

8  
3.26.6  
5A YDS

9  
4.0'-0"-0"  
5A YDS

10  
70'-0"

11  
31.55.55  
5A YDS

12  
50'-0"-0"  
5A YDS

13  
62'-0"  
5A YDS

14  
355.5

15  
50'-0"-0"  
5A YDS

16  
58'-0"  
172'-0"  
58 YDS

17  
30'-0"

18  
30'-0"

ROAD AREA - 4,226.40 SQ. YDS. 33.4%  
TOTAL AREA - 12,778.20 SQ. YDS.  
REVENUE VILLAGE - JHOTWARA  
KHASRA NO. - 430/2 Blyha 12 Blyw-8  
43 PART Blyha Blywa  
TOTAL NO. OF PLOTS - 28

Moti Bhawan Nirman Sahakari Samiti Ltd.  
J.A.P. No. 12555/L

109



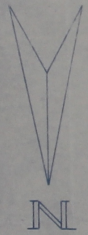
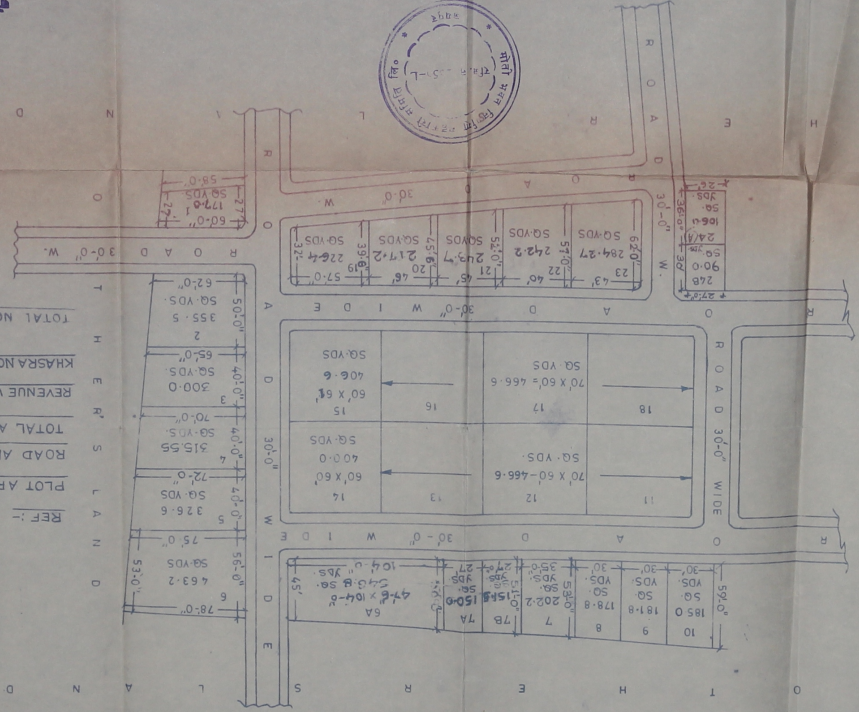
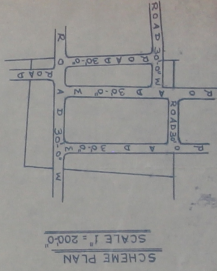




**PROPOSED LAY-OUT PLAN OF SCHEME NO-12C  
UNDER MOTI BHAWAN NIRMAN SAHAKARI SAMITILTD.  
KALWAR ROAD, JAIPUR-12**

REGISTRATION NO.-2555/L

SCALE :- 50 FEET = 1 INCH



REF: -  
 PLOT AREA - 8551.8 SQ.YDS. 66.5%  
 ROAD AREA - 4,226.40 SQ.YDS. 33.4%  
 TOTAL AREA - 12,778.20 SQ.YDS.  
 REVENUE VILLAGE - JHOTWARA  
 KHASRA NO. - 430/2 Btaha 12 Btswa. 2  
 43 PART Btaha 9 Btswa. 2  
 (4 Btaha 1 Bt)

TOTAL NO. OF PLOTS - 28



मोती भवन निर्माण सहकारी समिति लि.  
 27/12/12  
 प्लान नं. 12555/जे.ए.

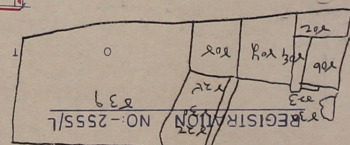
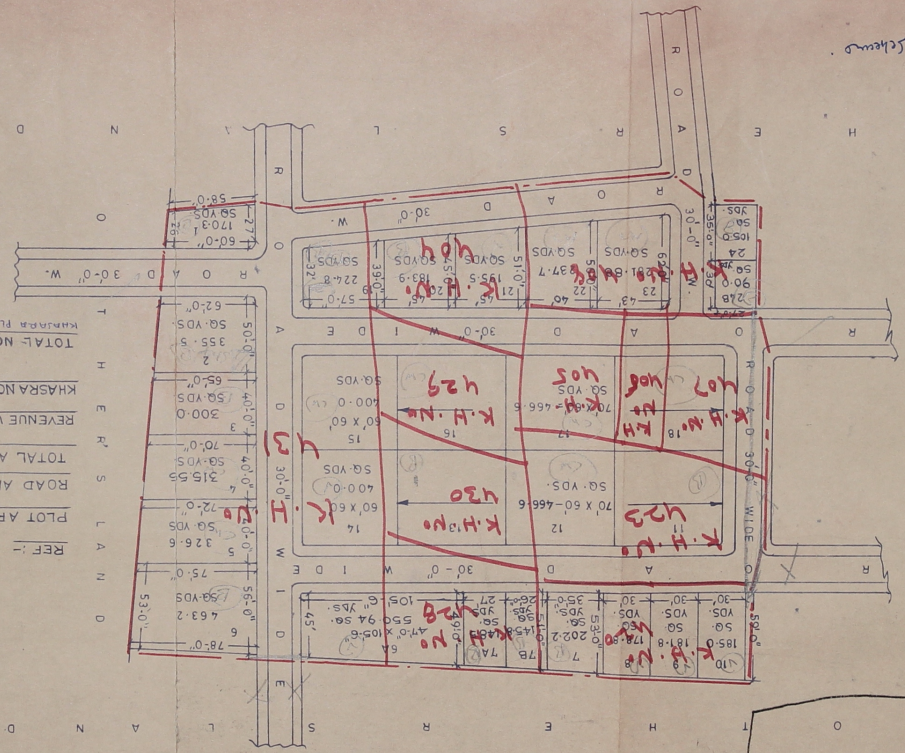
129



**PROPOSED LAY-OUT PLAN OF SCHEME NO-12C**  
**UNDER MOTI BHAWAN NIRMAN SAHAKARI SAMITILTD.**  
 KALWAR ROAD, JAIPUR-12

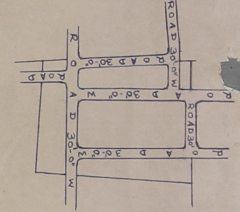
REF:-  
 PLOT AREA - 8442.44 SQ. YDS.  
 ROAD AREA - 4,226.40 SQ. YDS.  
 TOTAL AREA - 12,668.84 SQ. YDS.  
 REVENUE VILLAGE - JHOTWARA  
 KHASRA NO. - 404 TO 406, 408, 420, 423  
 428 TO 430, 432, 434, 436, 438, 440, 442, 444, 446, 448, 450, 452, 454, 456, 458, 460, 462, 464, 466, 468, 470, 472, 474, 476, 478, 480, 482, 484, 486, 488, 490, 492, 494, 496, 498, 500, 502, 504, 506, 508, 510, 512, 514, 516, 518, 520, 522, 524, 526, 528, 530, 532, 534, 536, 538, 540, 542, 544, 546, 548, 550, 552, 554, 556, 558, 560, 562, 564, 566, 568, 570, 572, 574, 576, 578, 580, 582, 584, 586, 588, 590, 592, 594, 596, 598, 600, 602, 604, 606, 608, 610, 612, 614, 616, 618, 620, 622, 624, 626, 628, 630, 632, 634, 636, 638, 640, 642, 644, 646, 648, 650, 652, 654, 656, 658, 660, 662, 664, 666, 668, 670, 672, 674, 676, 678, 680, 682, 684, 686, 688, 690, 692, 694, 696, 698, 700, 702, 704, 706, 708, 710, 712, 714, 716, 718, 720, 722, 724, 726, 728, 730, 732, 734, 736, 738, 740, 742, 744, 746, 748, 750, 752, 754, 756, 758, 760, 762, 764, 766, 768, 770, 772, 774, 776, 778, 780, 782, 784, 786, 788, 790, 792, 794, 796, 798, 800, 802, 804, 806, 808, 810, 812, 814, 816, 818, 820, 822, 824, 826, 828, 830, 832, 834, 836, 838, 840, 842, 844, 846, 848, 850, 852, 854, 856, 858, 860, 862, 864, 866, 868, 870, 872, 874, 876, 878, 880, 882, 884, 886, 888, 890, 892, 894, 896, 898, 900, 902, 904, 906, 908, 910, 912, 914, 916, 918, 920, 922, 924, 926, 928, 930, 932, 934, 936, 938, 940, 942, 944, 946, 948, 950, 952, 954, 956, 958, 960, 962, 964, 966, 968, 970, 972, 974, 976, 978, 980, 982, 984, 986, 988, 990, 992, 994, 996, 998, 1000

SCALE - 50 FEET = 1 INCH

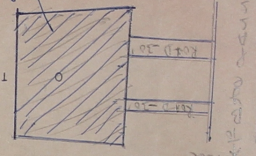


KHARABD PLAN

SCALE 1" = 200'-0"



Key Plan - NOT TO SCALE



Local House  
 5th Floor  
 4th Floor  
 3rd Floor  
 2nd Floor  
 1st Floor  
 Ground Floor

Handwritten signature and notes in the top right corner.

Handwritten number '135' in a circle.