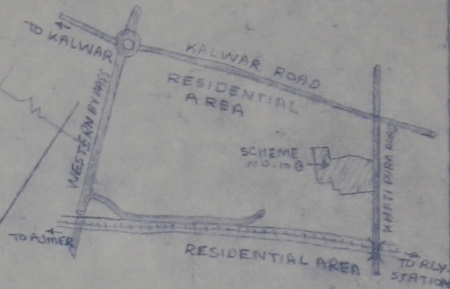
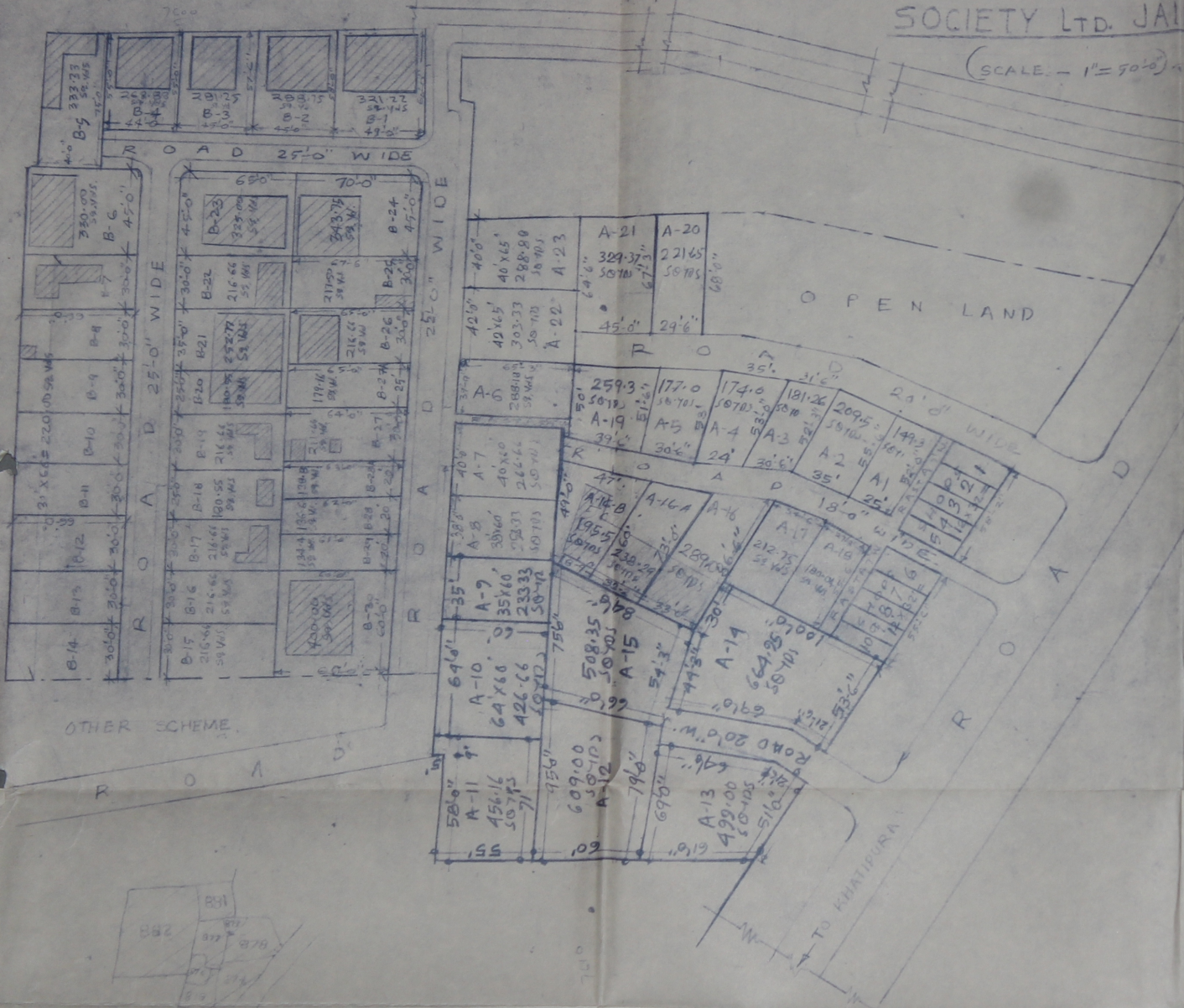


LAY-OUT PLAN OF SCHEME NO 10-B KHATIPURA ROAD JHOTWARA OF MUTUAL HOUSING CO-OP. SOCIETY LTD. JAIPUR.

(SCALE - 1" = 50'-0")



KEY PLAN NOT TO SCALE



AREA SCHEDULE

1. ROAD AREA	3734.00 SQ.YDS.	19.28%
2. SHOPS	421.00 SQ.YDS.	2.17%
3. PLOTS	15210.00 SQ.YDS.	78.55%
TOTAL AREA		19365.00 SQ.YDS. 100.0%

NOTE:- THIS COPY IS PREPARED AS PER CONVERSION RULES DL 18-2-74 REQUIRED BY JDA.

KHATIPURA PLAN SCALE - 1" = 50'

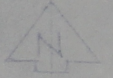
[Signature]
 PRESIDENT
 MUTUAL HOUSING CO-OP. SOCIETY LTD.
 JHOTWARA JAIPUR

LAY OUT PLAN OF SCHEME NO 10-B KHATIPURA
ROAD JHOTWARA OF MUTUAL HOUSING CO-OP
SOCIETY LTD JAIPUR.

(SCALE = 1" = 500')



KEY PLAN
NOT TO SCALE



AREA SCHEDULE

ROAD AREA	3784.00	(17.28%)
SHOPS	421.00	(2.17%)
PLOTS	15210.00	(78.55%)
TOTAL AREA	19365.00	(100.00%)

NOTE - THIS ONLY IS PLANNING AS PER CONVERSION
RULE NO. 16-2-74 REQUIRES BY JDA

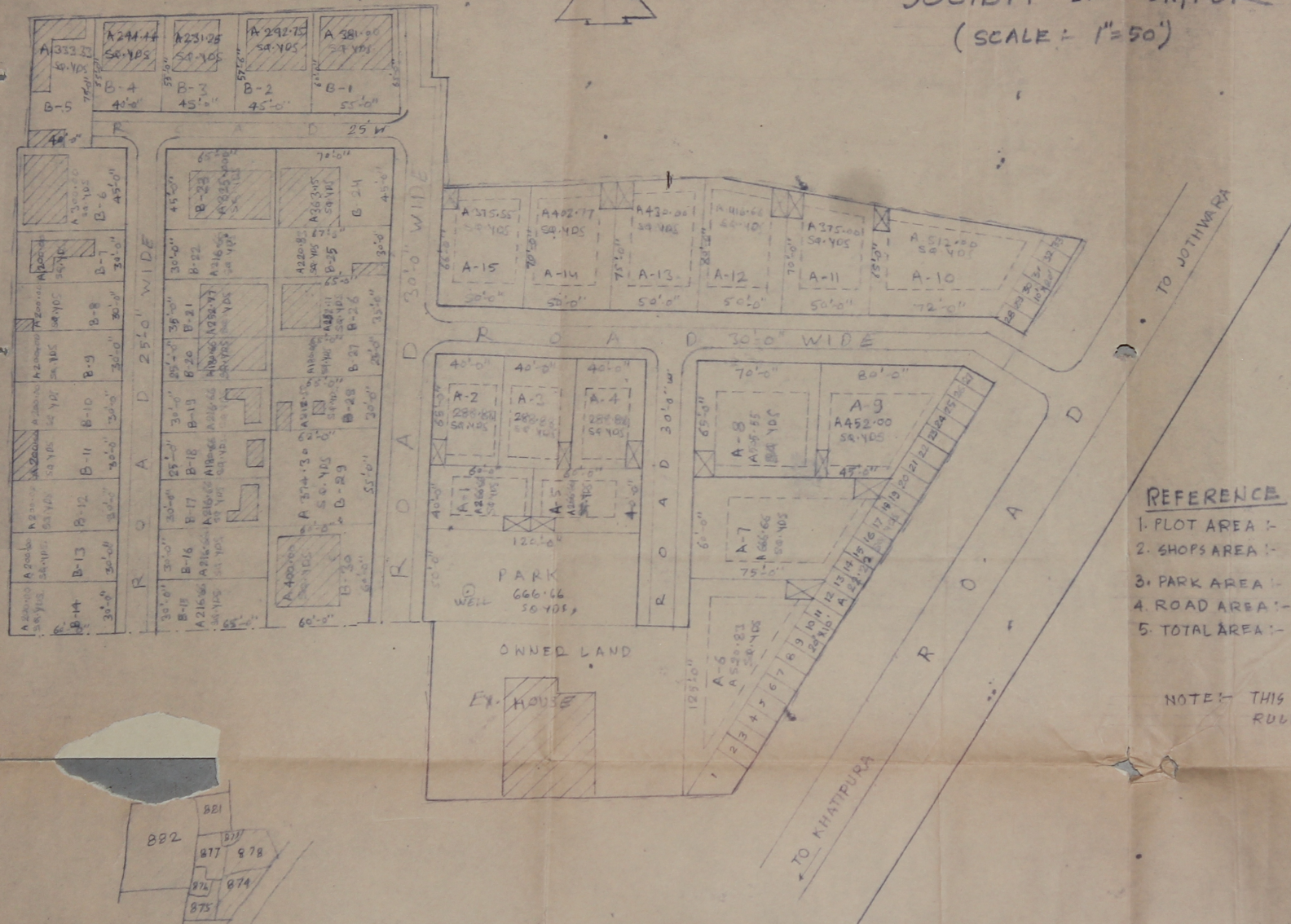
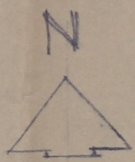
WINDING PLAN
SCALE = 1" = 200'

संजय
MUTUAL HOUSING CO-OP SOCIETY LTD
JHOTWARA ROAD JAI PORE

9.10

LAY OUT PLAN OF SCHEME NO 10-B KHATIPURA ROAD JHOTWARA OF MUTUAL HOUSING CO-OP. SOCIETY LTD. JAIPUR

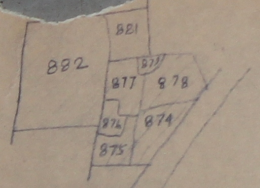
(SCALE :- 1"=50')



REFERENCE

1. PLOT AREA :-	13465.00 SQ. YDS.	71.84 %
2. SHOPS AREA :-	733.26 SQ. YDS.	3.91 %
3. PARK AREA :-	666.66 SQ. YDS.	3.56 %
4. ROAD AREA :-	3877.77 SQ. YDS.	20.69 %
5. TOTAL AREA :-	18742.69 SQ. YDS.	100.00 %

NOTE:- THIS COPY IS PRODUCED AS PER CONVERSION RULE DT. 18-2-94 REQUIRED BY JDA.



KHASRA PLAN
SCALE: 1"=330'

SECRETARY
MUTUAL HOUSING CO-OP.
SOCIETY LTD JAIPUR